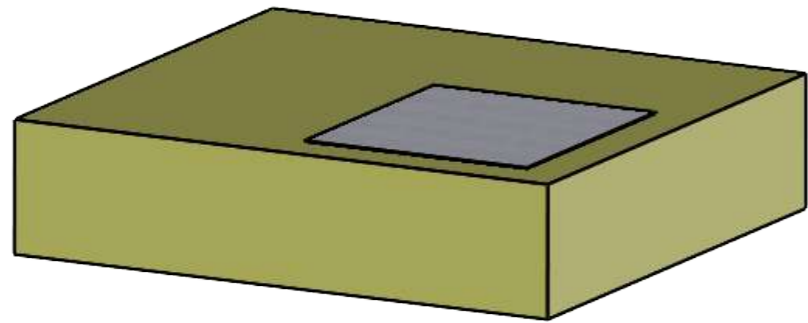


Customer Fitting Instructions, Page 1 of 2



PS244 x 2




PS245 x 2



PS246 x 2



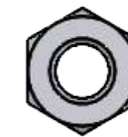
PS222 x 2



FS102 (M6 x 75) x 2



PS189 x 2



FN030 (M6) x 2

